

# Enticing Investments in the Productive Sectors in Lebanon

USJ

By Musa Freiji

A handwritten signature in white ink, appearing to read 'Musa Freiji', is located in the bottom left corner of the page.

March 31, 2022

# Content

- **Origin of the ongoing economic policy.**
- **Results of such a policy on the productive sectors and the economy in general.**
- **Reduction of trade deficit.**
- **Corrective actions.**
- **Results of above corrective actions.**

# Origin of the Ongoing Economic Policy



Starting 1992, governments:

1. Announced that Lebanon is a touristic country, and there is no need for the productive sectors.
2. It soon signed bilateral free trade agreements with EU, Euromed, Gafta, and several Arab countries.




# Results of such a Policy on the Productive Sectors and the Economy in General

1. Subsidized products, whether direct subsidy or export subsidy soon replaced most of the local production.
2. This represented an act of economic imperialism on Lebanon.
3. It resulted in high unemployment.
4. It resulted in brain drain.
5. Real cost of brain drain.
6. Exports of Elites makes the trade balance highly positive but depletes the country of its potential growth.

# Reduction of Trade Deficit

- Average trade deficit for the past 10 years  USD 14.6 billion/year
- Value of possible replacement of imported industrial and agricultural products (details attached)  USD 3.5 billion/year

Yearly	Average Total Imports	19,109,134,000
Items that can be locally produced	Average Actual Total Imports - of possible local production	5,535,202,000
	Yearly Possible Local Production	3,556,741,250
	Overall % of Possible Local Production	64%
Total Imports will be reduced to:		15,552,392,750
Total possible decrease in Imports by:		19%

- Number absorbed in above investments  5,000 University graduates  
35,000 Labor
- Supportive activities will employ  An equal number of elites and labor
- As more investments are introduced  Excessive elite and labor will be absorbed



# Corrective Actions

1. Freeze all bilateral free trade agreements.
2. Protection of all products presently locally produced or items that may be produced by putting high import duties exceeding 50%.
3. Imposing 100% or more import duty on luxury items, especially expensive cars, jewelry, perfumes, stylish garments, etc.
4. Eliminate all duties on items that are not possible to produce in Lebanon, such as spare parts for machineries, petroleum and their derivatives, seeds, fertilizers, cars costing less than USD 15,000.- , etc.
5. Increase the minimum wage to close the gap of the basic living expense basket. Other wages will follow suit.

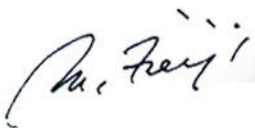
*Mr. Freij*

# Results of the Corrective Actions

## 1. Collection of 4.4 billion USD in duties. **(details attached)**

Average total Imports	\$	19,109,134,000
Total Imports that should be subject to customs	\$	6,595,918,000
Suggested Customs Amount	\$	4,434,783,150
<b>The percentage that the customs can cover from the total imports:</b>		<b>23%</b>

1. Above helps close the gap on government payments deficit.
2. Entices investment in the protected products.
3. Increases employment.
4. Reduces brain drain.



**Value of Possible Replacement of Imported Industrial and Agricultural Products**

HS	Description	Value: in Thousands USD			
		General Imports 2012 till 2021 Total	General year Imports 2012 till 2021 Average	% of Possible Local Production	Yearly Possible Local Production
1.01	Live horses, asses, mules and hinnies.	2,073	207	50%	103.5
1.02	Live bovine animals.	2,952,076	295,208	50%	147,604.0
1.04	Live sheep and goats.	221,699	22,170	75%	16,627.5
1.05	Live poultry, that is to say, fowls of the species	49,051	4,905	100%	4,905.0
2.01	Meat of bovine animals, fresh or chilled.	860,108	86,011	50%	43,005.5
2.02	Meat of bovine animals, frozen.	312,745	31,274	50%	15,637.0
2.03	Meat of swine, fresh, chilled or frozen.	8,027	803	50%	401.5
2.04	Meat of sheep or goats, fresh, chilled or frozen.	23,833	2,383	75%	1,787.3
2.06	Edible offal of bovine animals, swine, sheep, goat	7,887	789	50%	394.5
2.07	Meat and edible offal, of the poultry of heading N	206,746	20,675	100%	20,675.0
2.08	Other meat and edible meat offal, fresh, chilled o	2,228	223	50%	111.5
2.09	Pig fat, free of lean meat, and poultry fat, not r	10	1	50%	0.5
2.1	Meat and edible meat offal, salted, in brine, drie	5,758	576	50%	288.0
3.01	Live fish.	1,833	183	75%	137.3
3.02	Fish, fresh or chilled, excluding fish fillets and	440,540	44,054	75%	33,040.5
3.03	Fish, frozen, excluding fish fillets and other fis	50,975	5,098	75%	3,823.5
3.04	Fish fillets and other fish meat (whether or not m	117,811	11,781	75%	8,835.8
3.05	Fish, dried, salted or in brine; smoked fish, whet	1,700	170	75%	127.5
3.06	Crustaceans, whether in shell or not, live, fresh,	140,437	14,044	50%	7,022.0
3.07	Molluscs, whether in shell or not, live, fresh, ch	29,699	2,970	50%	1,485.0
3.08	Aquatic invertebrates other than crustaceans and m	1,448	145	50%	72.5
4.01	Milk and cream, not concentrated nor containing ad	127,273	12,727	75%	9,545.3
4.02	Milk and cream, concentrated or containing added s	935,461	93,546	75%	70,159.5
4.03	Buttermilk, curdled milk and cream, yogurt, kephir	18,890	1,889	75%	1,416.8
4.04	Whey, whether or not concentrated or containing ad	12,674	1,267	75%	950.3
4.05	Butter and other fats and oils derived from milk;	331,050	33,105	75%	24,828.8
4.06	Cheese and curd.	1,469,039	146,904	75%	110,178.0
4.07	Birds' eggs, in shell, fresh, preserved or cooked.	3,099	310	100%	310.0
4.08	Birds' eggs, not in shell, and egg yolks, fresh, d	7,989	799	100%	799.0
4.09	Natural honey.	21,177	2,118	100%	2,118.0
4.1	Edible products of animal origin, not elsewhere sp	476	48	75%	36.0
5.02	Pigs', hogs' or boars' bristles and hair; badger h	31	3	75%	2.3
5.04	Guts, bladders and stomachs of animals (other than	27,485	2,748	75%	2,061.0
5.05	Skins and other parts of birds, with their feather	2,694	269	100%	269.0
5.06	Bones and horn-cores, unworked, defatted, simply pr	20	2	100%	2.0
5.08	Coral and similar materials, unworked or simply pr	1,240	124	50%	62.0
5.11	Animal products not elsewhere specified or include	1,379	138	50%	69.0
6.01	Bulbs, tubers, tuberous roots, corms, crowns and r	8,195	820	100%	820.0
6.02	Other live plants (including their roots), cutting	164,785	16,478	100%	16,478.0
6.03	Cut flowers and flower buds of a kind suitable for	11,307	1,131	100%	1,131.0
6.04	Foliage, branches and other parts of plants, witho	942	94	100%	94.0
7.01	Potatoes, fresh or chilled.	368,172	36,817	100%	36,817.0
7.02	Tomatoes, fresh or chilled.	51,735	5,174	100%	5,174.0
7.03	Onions, shallots, garlic, leeks and other alliaceo	111,130	11,113	100%	11,113.0
7.04	Cabbages, cauliflowers, kohlrabi, kale and similar	35,115	3,512	100%	3,512.0
7.05	Lettuce (Lactuca sativa) and chicory (Cichorium sp	13,105	1,310	100%	1,310.0
7.06	Carrots, turnips, salad beetroot, salsify, celeria	62,350	6,235	100%	6,235.0
7.07	Cucumbers and gherkins, fresh or chilled.	14,730	1,473	100%	1,473.0
7.08	Leguminous vegetables, shelled or unshelled, fresh	19,400	1,940	100%	1,940.0
7.09	Other vegetables, fresh or chilled.	82,798	8,280	100%	8,280.0
7.1	Vegetables (uncooked or cooked by steaming or boil	62,691	6,269	100%	6,269.0
7.11	Vegetables provisionally preserved (for example, b	5,874	587	100%	587.0
7.12	Dried vegetables, whole, cut, sliced, broken or in	29,678	2,968	100%	2,968.0
7.13	Dried leguminous vegetables, shelled, whether or n	391,580	39,158	100%	39,158.0
7.14	Manioc, arrowroot, salep, Jerusalem artichokes, sw	13,324	1,332	100%	1,332.0
8.03	Bananas, including plantains, fresh or dried.	6,540	654	100%	654.0
8.04	Dates, figs, pineapples, avocados, guavas, mangoes	243,262	24,326	100%	24,326.0
8.05	Citrus fruit, fresh or dried.	12,276	1,228	100%	1,228.0
8.06	Grapes, fresh or dried.	26,917	2,692	100%	2,692.0
8.07	Melons (including watermelons) and papaws (papayas	21,066	2,107	100%	2,107.0
8.08	Apples, pears and quinces, fresh.	14,420	1,442	100%	1,442.0
8.09	Apricots, cherries, peaches (including nectarines)	7,485	748	100%	748.0
8.1	Other fruit, fresh.	80,872	8,087	75%	6,065.3
8.11	Fruit and nuts, uncooked or cooked by steaming or	9,125	912	75%	684.0
8.12	Fruit and nuts, provisionally preserved (for examp	10	1	100%	1.0
8.13	Fruit, dried, other than that of headings Nos. 08.	15,658	1,566	50%	783.0
8.14	Peel of citrus fruit or melons (including watermel	87	9	100%	9.0
10.01	Wheat and meslin.	1,549,399	154,940	100%	154,940.0
10.03	Barley.	167,107	16,711	75%	12,533.3
10.04	Oats.	895	90	75%	67.5
10.05	Maize (corn).	1,123,984	112,398	75%	84,298.5
10.07	Grain sorghum.	1,254	125	50%	62.5
11.01	Wheat or meslin flour.	99,442	9,944	100%	9,944.0
11.05	Flour, meal, powder, flakes, granules and pellets	44,487	4,449	50%	2,224.5
11.06	Flour, meal and powder of the dried leguminous veg	11,372	1,137	50%	568.5
11.08	Starches; inulin.	82,327	8,233	50%	4,116.5
11.09	Wheat gluten, whether or not dried.	2,599	260	50%	130.0
12.01	Soya beans, whether or not broken.	209,358	20,936	50%	10,468.0
12.06	Sunflower seeds, whether or not broken.	91,286	9,129	50%	4,564.5
12.08	Flours and meals of oil seeds or oleaginous fruits	699	70	50%	35.0
12.09	Seeds, fruit and spores, of a kind used for sowing	267,076	26,708	50%	13,354.0
12.11	Plants and parts of plants (including seeds and fr	11,566	1,157	50%	578.5
12.13	Cereal straw and husks, unprepared, whether or not	8,934	893	50%	446.5
15.02	Fats of bovine animals, sheep or goats, other than	7,089	709	50%	354.5
15.04	Fats and oils and their fractions, of fish or mari	63	6	50%	3.0
15.05	Wool grease and fatty substances derived therefrom	2,775	278	50%	139.0
15.09	Olive oil and its fractions, whether or not refine	54,985	5,498	100%	5,498.0
15.12	Sunflower-seed, safflower or cotton-seed oil and f	902,267	90,227	50%	45,113.5
15.16	Animal or vegetable fats and oils and their fracti	87,912	8,791	50%	4,395.5
15.17	Margarine; edible mixtures or preparations of anim	70,537	7,054	50%	3,527.0
16.01	Sausages and similar products, of meat, meat offal	122,374	12,237	100%	12,237.0
16.02	Other prepared or preserved meat, meat offal or bl	320,818	32,082	100%	32,082.0
16.04	Prepared or preserved fish; caviar and caviar subs	425,454	42,545	50%	21,272.5
17.01	Cane or beet sugar and chemically pure sucrose, in	1,249,707	124,971	50%	62,485.5



		General Imports 2012 till 2021 Total	General year Imports 2012 till 2021 Average	% of Possible Local Production	Yearly Possible Local Production
17.02	Other sugars, including chemically pure lactose, m	39,929	3,993	50%	1,996.5
17.03	Molasses resulting from the extraction or refining	1,941	194	50%	97.0
18.06	Chocolate and other food preparations containing c	725,703	72,570	75%	54,427.5
19.02	Pasta, whether or not cooked or stuffed (with meat	324,926	32,493	100%	32,493.0
19.04	Prepared foods obtained by the swelling or roasting	142,429	14,243	50%	7,121.5
19.05	Bread, pastry, cakes, biscuits and other bakers' w	942,421	94,242	100%	94,242.0
20.01	Vegetables, fruit, nuts and other edible parts of	7,759	776	50%	388.0
20.02	Tomatoes prepared or preserved otherwise than by v	108,881	10,888	100%	10,888.0
20.03	Mushrooms and truffles, prepared or preserved othe	64,704	6,470	100%	6,470.0
20.04	Other vegetables prepared or preserved otherwise t	47,068	4,707	50%	2,353.5
20.05	Other vegetables prepared or preserved otherwise t	207,084	20,708	50%	10,354.0
20.06	Vegetables, fruit, nuts, fruit-peel and other part	8,313	831	50%	415.5
20.07	Jams, fruit jellies, marmalades, fruit or nut puré	97,826	9,783	75%	7,337.3
20.08	Fruit, nuts and other edible parts of plants, othe	117,316	11,732	50%	5,866.0
20.09	Fruit juices (including grape must) and vegetable	90,707	9,071	50%	4,535.5
21.02	Yeasts (active or inactive); other single-cell mic	96,287	9,629	50%	4,814.5
21.03	Sauces and preparations therefor; mixed condiments	257,724	25,772	50%	12,886.0
21.04	Soups and broths and preparations therefor; homoge	92,932	9,293	75%	6,969.8
21.05	Ice cream and other edible ice, whether or not con	36,520	3,652	100%	3,652.0
21.06	Food preparations not elsewhere specified or inclu	1,008,524	100,852	75%	75,639.0
22.01	Waters, including natural or artificial mineral wa	36,501	3,650	100%	3,650.0
22.02	Waters, including mineral waters and aerated water	253,319	25,332	100%	25,332.0
22.03	Beer made from malt.	96,866	9,687	100%	9,687.0
22.04	Wine of fresh grapes, including fortified wines; g	111,600	11,160	100%	11,160.0
22.05	Vermouth and other wine of fresh grapes flavoured	1,530	153	100%	153.0
22.06	Other fermented beverages (for example, cider, per	549	55	100%	55.0
22.07	Undenatured ethyl alcohol of an alcoholic strength	44,677	4,468	100%	4,468.0
22.08	Undenatured ethyl alcohol of an alcoholic strength	549,218	54,922	100%	54,922.0
22.09	Vinegar and substitutes for vinegar obtained from	7,450	745	100%	745.0
23.01	Flours, meals and pellets, of meat or meat offal,	11,058	1,106	100%	1,106.0
23.02	Bran, sharps and other residues, whether or not in	334	33	100%	33.0
23.03	Residues of starch manufacture and similar residu	36,085	3,608	100%	3,608.0
23.04	Oil-cake and other solid residues, whether or not	755,387	75,539	100%	75,539.0
23.06	Oil-cake and other solid residues, whether or not	64,435	6,444	100%	6,444.0
23.08	Vegetable materials and vegetable waste, vegetable	10,876	1,088	100%	1,088.0
23.09	Preparations of a kind used in animal feeding.	294,605	29,460	50%	14,730.0
24.01	Unmanufactured tobacco; tobacco refuse.	156,597	15,660	100%	15,660.0
24.02	Cigars, cheroots, cigarillos and cigarettes, of to	1,305,429	130,543	50%	65,271.5
24.03	Other manufactured tobacco and manufactured tobacc	318,216	31,822	50%	15,911.0
25.01	Salt (including table salt and denatured salt) and	30,610	3,061	100%	3,061.0
25.05	Natural sands of all kinds, whether or not colore	8,020	802	100%	802.0
25.07	Kaolin and other kaolinic clays, whether or not ca	20,667	2,067	50%	1,033.5
25.08	Other clays (not including expanded clays of headi	5,885	588	50%	294.0
25.15	Marble, travertine, ecaussine and other calcareous	171,533	17,153	50%	8,576.5
25.16	Granite, porphyry, basalt, sandstone and other mon	13,346	1,335	50%	667.5
25.17	Pebbles, gravel, broken or crushed stone, of a kin	6,225	622	100%	622.0
25.18	Dolomite, whether or not calcined; dolomite roughl	626	63	50%	31.5
25.2	Gypsum; anhydrite; plasters (consisting of calcine	40,674	4,067	50%	2,033.5
25.21	Limestone flux; limestone and other calcareous sto	57	6	100%	6.0
25.22	Quicklime, slaked lime and hydraulic lime, other t	3,056	306	50%	153.0
25.23	Portland cement, aluminous cement, slag cement, su	8,311	831	100%	831.0
25.24	Asbestos.	39	4	100%	4.0
26.18	Granulated slag (slag sand) from the manufacture o	21,471	2,147	50%	1,073.5
26.2	Slag, ash and residues (other than from the manufa	53	5	50%	2.5
30.03	Medicaments (excluding goods of heading No. 30.02,	26,253	2,625	50%	1,312.5
30.04	Medicaments (excluding goods of heading 30.02, 30.	8,718,131	871,813	50%	435,906.5
30.05	Wadding, gauze, bandages and similar articles (for	76,337	7,634	50%	3,817.0
30.06	Pharmaceutical goods specified in Note 4 to this C	125,893	12,589	50%	6,294.5
31.01	Animal or vegetable fertilisers, whether or not mi	32,407	3,241	100%	3,241.0
32.08	Paints and varnishes (including enamels and lacque	87,772	8,777	100%	8,777.0
32.09	Paints and varnishes (including enamels and lacque	38,284	3,828	100%	3,828.0
32.1	Other paints and varnishes (including enamels, lac	4,380	438	100%	438.0
33.03	Perfumes and toilet waters.	364,375	36,438	50%	18,219.0
33.04	Beauty or make-up preparations and preparations fo	570,808	57,081	50%	28,540.5
33.05	Preparations for use on the hair.	485,450	48,545	50%	24,272.5
33.07	Pre-shave, shaving or after-shave preparations, pe	201,054	20,105	50%	10,052.5
34.01	Soap; organic surface-active products and preparat	272,071	27,207	75%	20,405.3
34.02	Organic surface-active agents (other than soap); s	740,981	74,098	50%	37,049.0
34.06	Candles, tapers and the like.	35,428	3,543	50%	1,771.5
36.02	Prepared explosives, other than propellant powders	350	35	100%	35.0
36.04	Fireworks, signalling flares, rain rockets, fog si	23,611	2,361	50%	1,180.5
36.05	Matches, other than pyrotechnic articles of headin	1,441	144	75%	108.0
38.08	Insecticides, rodenticides, fungicides, herbicides	411,083	41,108	50%	20,554.0
38.16	Refractory cements, mortars, concretes and similar	16,348	1,635	50%	817.5
39.17	Tubes, pipes and hoses, and fittings therefor (for	336,786	33,679	50%	16,839.5
39.18	Floor coverings of plastics, whether or not self-a	37,262	3,726	50%	1,863.0
39.19	Self-adhesive plates, sheets, film, foil, tape, st	171,087	17,109	50%	8,554.5
39.2	Other plates, sheets, film, foil and strip, of pla	639,965	63,996	50%	31,998.0
39.22	Baths, shower-baths, sinks, wash-basins, bidets, l	92,816	9,282	75%	6,961.5
39.24	Tableware, kitchenware, other household articles a	296,124	29,612	75%	22,209.0
39.25	Builders' ware of plastics, not elsewhere specifie	118,907	11,891	75%	8,918.3
39.26	Other articles of plastics and articles of other m	337,246	33,725	75%	25,293.8
40.08	Plates, sheets, strip, rods and profile shapes, of	31,590	3,159	50%	1,579.5
40.09	Tubes, pipes and hoses, of vulcanised rubber other	39,663	3,966	50%	1,983.0
40.1	Conveyor or transmission belts or belting, of vulc	36,919	3,692	50%	1,846.0
40.12	Retreaded or used pneumatic tyres of rubber; solid	2,680	268	75%	201.0
41.01	Raw hides and skins of bovine (including buffalo)	4,349	435	75%	326.3
41.02	Raw skins of sheep or lambs (fresh, or salted, dri	2,493	249	75%	186.8
41.03	Other raw hides and skins (fresh, or salted, dried	1,540	154	75%	115.5
41.04	Tanned or crust hides and skins of bovine (includi	2,094	209	75%	156.8
41.05	Tanned or crust skins of sheep or lambs, without w	153	15	75%	11.3
41.07	Leather further prepared after tanning or crusting	13,949	1,395	50%	697.5
41.12	Leather further prepared after tanning or crusting	199	20	50%	10.0
41.13	Leather further prepared after tanning or crusting	2,293	229	50%	114.5
41.15	Composition leather with a basis of leather or lea	1,780	178	50%	89.0
42.01	Saddlery and harness for any animal (including tra	4,763	476	50%	238.0
42.02	Trunks, suit-cases, vanity-cases, executive-cases,	486,245	48,624	50%	24,312.0

		General Imports 2012 till 2021 Total	General year Imports 2012 till 2021 Average	% of Possible Local Production	Yearly Possible Local Production
42.03	Articles of apparel and clothing accessories, of l	81,341	8,134	50%	4,067.0
42.05	Other articles of leather or of composition leathe	5,772	577	50%	288.5
43.03	Articles of apparel, clothing accessories and othe	19,503	1,950	50%	975.0
44.14	Wooden frames for paintings, photographs, mirrors	7,355	736	100%	736.0
44.15	Packing cases, boxes, crates, drums and similar pa	9,084	908	50%	454.0
44.18	Builders' joinery and carpentry of wood, including	56,681	5,668	50%	2,834.0
44.19	Tableware and kitchenware, of wood.	17,747	1,775	50%	887.5
44.2	Wood marquetry and inlaid wood; caskets and cases	20,784	2,078	50%	1,039.0
44.21	Other articles of wood.	22,794	2,279	50%	1,139.5
47.07	Recovered (waste and scrap) paper or paperboard.	3,990	399	100%	399.0
48.03	Toilet or facial tissue stock, towel or napkin sto	134,883	13,488	100%	13,488.0
48.17	Envelopes, letter cards, plain postcards and corre	10,708	1,071	100%	1,071.0
48.18	Toilet paper and similar paper, cellulose wadding	148,008	14,801	100%	14,801.0
48.19	Cartons, boxes, cases, bags and other packing cont	121,038	12,104	100%	12,104.0
48.2	Registers, account books, note books, order books,	29,165	2,916	100%	2,916.0
48.21	Paper or paperboard lables of all kinds, whether o	24,229	2,423	100%	2,423.0
48.23	Other paper, paperboard, cellulose wadding and web	58,432	5,843	100%	5,843.0
49.03	Children's picture, drawing or colouring books.	7,979	798	100%	798.0
49.09	Printed or illustrated postcards; printed cards be	1,050	105	100%	105.0
49.1	Calendars of any kind, printed, including calendar	1,119	112	100%	112.0
49.11	Other printed matter, including printed pictures a	62,812	6,281	100%	6,281.0
50.07	Woven fabrics of silk or of silk waste.	28,433	2,843	50%	1,421.5
51.11	Woven fabrics of carded wool or of carded fine ani	3,267	327	50%	163.5
51.12	Woven fabrics of combed wool or of combed fine ani	18,553	1,855	50%	927.5
52.04	Cotton sewing thread, whether or not put up for re	2,038	204	50%	102.0
52.05	Cotton yarn (other than sewing thread), containing	16,417	1,642	50%	821.0
52.06	Cotton yarn (other than sewing thread), containing	1,182	118	50%	59.0
52.07	Cotton yarn (other than sewing thread) put up for	1,363	136	50%	68.0
52.08	Woven fabrics of cotton, containing 85 % or more b	46,555	4,656	75%	3,492.0
52.09	Woven fabrics of cotton, containing 85 % or more b	31,895	3,190	75%	2,392.5
52.1	Woven fabrics of cotton, containing less than 85 %	13,779	1,378	75%	1,033.5
52.11	Woven fabrics of cotton, containing less than 85 %	24,166	2,417	75%	1,812.8
52.12	Other woven fabrics of cotton.	9,484	948	75%	711.0
53.1	Woven fabrics of jute or of other textile bast fib	5,002	500	50%	250.0
53.11	Woven fabrics of other vegetable textile fibres; w	340	34	50%	17.0
54.01	Sewing thread of man-made filaments, whether or no	5,304	530	50%	265.0
54.07	Woven fabrics of synthetic filament yarn, includin	191,087	19,109	50%	9,554.5
54.08	Woven fabrics of artificial filament yarn, includi	17,305	1,730	50%	865.0
55.08	Sewing thread of man-made staple fibres, whether o	5,249	525	50%	262.5
55.12	Woven fabrics of synthetic staple fibres, containi	55,035	5,504	50%	2,752.0
55.13	Woven fabrics of synthetic staple fibres, containi	73,448	7,345	50%	3,672.5
55.14	Woven fabrics of synthetic staple fibres, containi	96,492	9,649	50%	4,824.5
55.15	Other woven fabrics of synthetic staple fibres.	82,742	8,274	50%	4,137.0
55.16	Woven fabrics of artificial staple fibres.	28,524	2,852	50%	1,426.0
56.01	Wadding of textile materials and articles thereof;	37,731	3,773	50%	1,886.5
57.01	Carpets and other textile floor coverings, knotted	56,453	5,645	50%	2,822.5
57.02	Carpets and other textile floor coverings, woven,	51,629	5,163	50%	2,581.5
57.03	Carpets and other textile floor coverings, tufted,	89,995	9,000	50%	4,500.0
57.04	Carpets and other textile floor coverings, of felt	5,603	560	50%	280.0
57.05	Other carpets and other textile floor coverings, w	36,108	3,611	50%	1,805.5
58.01	Woven pile fabrics and chenille fabrics, other tha	91,116	9,112	50%	4,556.0
58.02	Terry towelling and similar woven terry fabrics, o	9,633	963	50%	481.5
58.05	Hand-woven tapestries of the type Gobelins, Flande	224	22	50%	11.0
58.06	Narrow woven fabrics, other than goods of heading	20,986	2,099	50%	1,049.5
58.07	Labels, badges and similar articles of textile mat	1,602	160	50%	80.0
58.08	Braids in the piece; ornamental trimmings in the p	4,410	441	50%	220.5
58.09	Woven fabrics of metal thread and woven fabrics of	123	12	50%	6.0
58.1	Embroidery in the piece, in strips or in motifs.	52,574	5,257	75%	3,942.8
58.11	Quilted textile products in the piece, composed of	1,623	162	75%	121.5
59.01	Textile fabrics coated with gum or amylaceous subs	4,865	486	50%	243.0
59.03	Textile fabrics impregnated, coated, covered or la	81,114	8,111	50%	4,055.5
59.05	Textile wall coverings.	625	62	50%	31.0
59.1	Transmission or conveyor belts or belting, of text	9,897	990	50%	495.0
59.11	Textile products and articles, for technical uses,	13,359	1,336	50%	668.0
60.01	Pile fabrics, including "long pile" fabrics and te	75,591	7,559	50%	3,779.5
60.02	Knitted or crocheted fabrics of a width not exceed	990	99	50%	49.5
60.03	Knitted or crocheted fabrics of a width not exceed	5,428	543	50%	271.5
60.04	Knitted or crocheted fabrics of a width exceeding	43,758	4,376	50%	2,188.0
60.05	Warp knit fabrics (including those made on galloon	12,049	1,205	50%	602.5
60.06	Other knitted or crocheted fabrics.	141,951	14,195	50%	7,097.5
61.01	Men's or boys' overcoats, car-coats, capes, cloaks	11,727	1,173	50%	586.5
61.02	Women's or girls' overcoats, car-coats, capes, clo	13,733	1,373	50%	686.5
61.03	Men's or boys' suits, ensembles, jackets, blazers,	136,823	13,682	75%	10,261.5
61.04	Women's or girls' suits, ensembles, jackets, blaze	164,391	16,439	75%	12,329.3
61.05	Men's or boys' shirts, knitted or crocheted.	63,480	6,348	75%	4,761.0
61.06	Women's or girls' blouses, shirts and shirt-blouse	62,869	6,287	75%	4,715.3
61.07	Men's or boys' underpants, briefs, nightshirts, py	42,342	4,234	75%	3,175.5
61.08	Women's or girls' slips, petticoats, briefs, pant	96,023	9,602	75%	7,201.5
61.09	T-shirts, singlets and other vests, knitted or cro	322,105	32,210	75%	24,157.5
61.1	Jerseys, pullovers, cardigans, waist-coats and sim	487,499	48,750	75%	36,562.5
61.11	Babies' garments and clothing accessories, knitted	83,107	8,311	75%	6,233.3
61.12	Track suits, ski suits and swimwear, knitted or cr	54,262	5,426	75%	4,069.5
61.13	Garments, made up of knitted or crocheted fabrics	1,699	170	75%	127.5
61.14	Other garments, knitted or crocheted.	87,686	8,769	75%	6,576.8
61.15	Panty hose, tights, stockings, socks and other hos	56,825	5,682	75%	4,261.5
61.16	Gloves, mittens and mitts, knitted or crocheted.	6,645	664	75%	498.0
61.17	Other made up clothing accessories, knitted or cro	23,671	2,367	75%	1,775.3
62.01	Men's or boys' overcoats, car-coats, capes, cloaks	57,827	5,783	75%	4,337.3
62.02	Women's or girls' overcoats, car-coats, capes, clo	103,535	10,354	75%	7,765.5
62.03	Men's or boys' suits, ensembles, jackets, blazers,	308,847	30,885	75%	23,163.8
62.04	Women's or girls' suits, ensembles, jackets, blaze	1,088,840	108,884	75%	81,663.0
62.05	Men's or boys' shirts.	126,520	12,652	75%	9,489.0
62.06	Women's or girls' blouses, shirts and shirt-blouse	331,499	33,150	75%	24,862.5
62.07	Men's or boys' singlets and other vests, underpant	10,710	1,071	75%	803.3
62.08	Women's or girls' singlets and other vests, slips,	27,789	2,779	75%	2,084.3
62.09	Babies' garments and clothing accessories.	99,601	9,960	75%	7,470.0
62.1	Garments, made up of fabrics of heading No. 56.02,	67,310	6,731	75%	5,048.3

		General Imports 2012 till 2021 Total	General year Imports 2012 till 2021 Average	% of Possible Local Production	Yearly Possible Local Production
62.11	Track suits, ski suits and swimwear; other garment	144,788	14,479	75%	10,859.3
62.12	Brassières, girdles, corsets, braces, suspenders,	81,611	8,161	50%	4,080.5
62.13	Handkerchiefs.	865	86	75%	64.5
62.14	Shawls, scarves, mufflers, mantillas, veils and th	52,162	5,216	75%	3,912.0
62.15	Ties, bow ties and cravats.	20,210	2,021	50%	1,010.5
62.16	Gloves, mittens and mitts.	5,567	557	50%	278.5
62.17	Other made up clothing accessories; parts of garme	11,514	1,151	50%	575.5
63.01	Blankets and travelling rugs.	18,560	1,856	75%	1,392.0
63.02	Bed linen, table linen, toilet linen and kitchen l	106,849	10,685	75%	8,013.8
63.03	Curtains (including drapes) and interior binds; cu	8,157	816	75%	612.0
63.04	Other furnishing articles, excluding those of head	9,628	963	75%	722.3
63.05	Sacks and bags, of a kind used for the packing of	46,566	4,657	75%	3,492.8
63.06	Tarpaulins, awnings and sunblinds; tents; sails fo	17,704	1,770	50%	885.0
63.07	Other made up articles, including dress patterns.	99,952	9,995	50%	4,997.5
63.08	Sets consisting of woven fabric and yarn, whether	194	19	50%	9.5
63.09	Worn clothing and other worn articles.	161,639	16,164	50%	8,082.0
63.1	Used or new rags, scrap twine, cordage, rope and c	217	22	50%	11.0
64.01	Waterproof footwear with outer soles and uppers of	16,272	1,627	50%	813.5
64.02	Other footwear with outer soles and uppers of rubb	235,979	23,598	50%	11,799.0
64.03	Footwear with outer soles of rubber, plastics, lea	670,756	67,076	50%	33,538.0
64.04	Footwear with outer soles of rubber, plastics, lea	180,396	18,040	50%	9,020.0
64.05	Other footwear.	32,250	3,225	50%	1,612.5
64.06	Parts of footwear (including uppers whether or not	26,483	2,648	50%	1,324.0
65.04	Hats and other headgear, plaited or made by assemb	5,663	566	50%	283.0
65.05	Hats and other headgear, knitted or crocheted, or	20,696	2,070	50%	1,035.0
65.06	Other headgear, whether or not lined or trimmed.	20,664	2,066	50%	1,033.0
65.07	Head-bands, linings, covers, hat foundations, hat	119	12	50%	6.0
66.01	Umbrellas and sun umbrellas (including walking-sti	23,811	2,381	50%	1,190.5
66.02	Walking-sticks, seat-sticks, whips, riding-crops a	2,205	220	50%	110.0
67.02	Artificial flowers, foliage and fruit and parts th	22,294	2,229	75%	1,671.8
68.02	Worked monumental or building stone (except slate)	570,493	57,049	50%	28,524.5
68.1	Articles of cement, of concrete or of artificial s	49,895	4,990	75%	3,742.5
68.11	Articles of asbestos-cement, of cellulose fibre-ce	8,876	888	75%	666.0
68.12	Fabricated asbestos fibres; mixtures with a basis	282	28	75%	21.0
68.15	Articles of stone or of other mineral substances (	5,917	592	50%	296.0
69.01	Bricks, blocks, tiles and other ceramic goods of s	86	9	50%	4.5
69.02	Refractory bricks, blocks, tiles and similar refra	23,449	2,345	75%	1,758.8
69.03	Other refractory ceramic goods (for example, retor	2,608	261	75%	195.8
69.04	Ceramic building bricks, flooring blocks, support	6,669	667	75%	500.3
69.05	Roofing tiles, chimney-pots, cowls, chimney liners	150,554	15,055	50%	7,527.5
69.07	Unglazed ceramic flags and paving, hearth or wall	601,460	60,146	50%	30,073.0
69.08	Glazed ceramic flags and paving, hearth or wall ti	707,428	70,743	50%	35,371.5
69.09	Ceramic wares for laboratory, chemical or other te	2,057	206	50%	103.0
69.1	Ceramic sinks, wash basins, wash basin pedestals,	145,374	14,537	50%	7,268.5
69.11	Tableware, kitchenware, other household articles a	147,638	14,764	50%	7,382.0
69.12	Ceramic tableware, kitchenware, other household ar	23,483	2,348	50%	1,174.0
69.13	Statuettes and other ornamental ceramic articles.	26,112	2,611	50%	1,305.5
69.14	Other ceramic articles.	2,581	258	50%	129.0
70.1	Carboys, bottles, flasks, jars, pots, phials, ampo	329,144	32,914	50%	16,457.0
70.13	Glassware of a kind used for table, kitchen, toile	231,200	23,120	50%	11,560.0
70.14	Signalling glassware and optical elements of glass	384	38	50%	19.0
70.16	Paving blocks, slabs, bricks, squares, tiles and o	14,833	1,483	50%	741.5
71.13	Articles of jewellery and parts thereof, of precio	710,105	71,010	50%	35,505.0
71.17	Imitation jewellery.	111,039	11,104	50%	5,552.0
76.04	Aluminium bars, rods and profiles.	340,376	34,038	75%	25,528.5
76.05	Aluminium wire.	92,929	9,293	75%	6,969.8
76.06	Aluminium plates, sheets and strip, of a thickness	161,697	16,170	75%	12,127.5
76.07	Aluminium foil (whether or not printed or backed w	96,225	9,622	75%	7,216.5
76.08	Aluminium tubes and pipes.	11,198	1,120	75%	840.0
76.09	Aluminium tube or pipe fittings (for example, coup	1,079	108	75%	81.0
76.1	Aluminium structures (excluding prefabricated buil	70,186	7,019	75%	5,264.3
76.11	Aluminium reservoirs, tanks, vats and similar cont	606	61	75%	45.8
76.12	Aluminium casks, drums, cans, boxes and similar co	314,161	31,416	75%	23,562.0
76.13	Aluminium containers for compressed or liquefied g	1,409	141	75%	105.8
76.14	Stranded wire, cables, plaited bands and the like,	13,253	1,325	75%	993.8
76.15	Table, kitchen or other household articles and par	146,897	14,690	75%	11,017.5
76.16	Other articles of aluminium.	53,670	5,367	75%	4,025.3
82.01	Hand tools, the following : spades, shovels, matto	8,494	849	75%	636.8
82.02	Hand saws; blades for saws of all kinds (including	23,714	2,371	75%	1,778.3
82.08	Knives and cutting blades, for machines or for mec	17,891	1,789	75%	1,341.8
82.11	Knives with cutting blades, serrated or not (inclu	22,324	2,232	75%	1,674.0
82.15	Spoons, forks, ladles, skimmers, cake-servers, fis	44,834	4,483	75%	3,362.3
83.04	Filing cabinets, card-index cabinets, paper trays,	847	85	75%	63.8
83.05	Fittings for loose-leaf binders or files, letter c	14,673	1,467	75%	1,100.3
84.02	Steam or other vapour generating boilers (other th	44,433	4,443	50%	2,221.5
84.18	Refrigerators, freezers and other refrigerating or	645,577	64,558	50%	32,279.0
84.23	Weighing machinery (excluding balances of a sensit	26,505	2,650	50%	1,325.0
	<b>Total</b>	<b>55,352,067</b>	<b>5,535,202</b>		<b>3,556,741</b>

**Yearly - in Thousands USD**

**Average Total Imports**

**19,109,134**

**Items that can be locally produced**

Average Actual Total Imports - of possible local production  
Yearly Possible Local Production  
Overall % of Possible Local Production

5,535,202  
3,556,741  
**64%**

**Total Imports will be reduced to:**

**15,552,393**

**Total possible decrease in Imports by:**

**19%**

**Suggested Customs on Lebanese Imports**

<b>HS</b>	<b>Description</b>	<b>Average Imports 10 years (2012-2021)</b>	<b>Suggested % of customs in real USD</b>	<b>Suggested Customs Amount</b>
1.02	Live bovine animals.	\$ 295,208,000	50%	\$ 147,604,000
1.04	Live sheep and goats.	\$ 22,170,000	50%	\$ 11,085,000
2.01	Meat of bovine animals, fresh or chilled.	\$ 86,011,000	50%	\$ 43,005,500
2.02	Meat of bovine animals, frozen.	\$ 31,274,000	50%	\$ 15,637,000
2.03	Meat of swine, fresh, chilled or frozen.	\$ 803,000	50%	\$ 401,500
2.04	Meat of sheep or goats, fresh, chilled or frozen.	\$ 2,383,000	50%	\$ 1,191,500
2.06	Edible offal of bovine animals, swine, sheep, goat	\$ 789,000	50%	\$ 394,500
2.07	Meat and edible offal, of the poultry of heading N	\$ 20,675,000	100%	\$ 20,675,000
2.08	Other meat and edible meat offal, fresh, chilled o	\$ 223,000	50%	\$ 111,500
2.1	Meat and edible meat offal, salted, in brine, drie	\$ 576,000	50%	\$ 288,000
3.02	Fish, fresh or chilled, excluding fish fillets and	\$ 44,054,000	50%	\$ 22,027,000
3.03	Fish, frozen, excluding fish fillets and other fis	\$ 5,098,000	50%	\$ 2,549,000
3.04	Fish fillets and other fish meat (whether or not m	\$ 11,781,000	50%	\$ 5,890,500
3.05	Fish, dried, salted or in brine; smoked fish, whet	\$ 170,000	50%	\$ 85,000
4.01	Milk and cream, not concentrated nor containing ad	\$ 12,727,000	50%	\$ 6,363,500
4.02	Milk and cream, concentrated or containing added s	\$ 93,546,000	50%	\$ 46,773,000
4.03	Buttermilk, curdled milk and cream, yogurt, kephir	\$ 1,889,000	50%	\$ 944,500
4.04	Whey, whether or not concentrated or containing ad	\$ 1,267,000	50%	\$ 633,500
4.05	Butter and other fats and oils derived from milk;	\$ 33,105,000	50%	\$ 16,552,500
4.06	Cheese and curd.	\$ 146,904,000	75%	\$ 110,178,000
4.07	Birds' eggs, in shell, fresh, preserved or cooked.	\$ 310,000	100%	\$ 310,000
4.08	Birds' eggs, not in shell, and egg yolks, fresh, d	\$ 799,000	100%	\$ 799,000
4.09	Natural honey.	\$ 2,118,000	100%	\$ 2,118,000
4.1	Edible products of animal origin, not elsewhere sp	\$ 48,000	50%	\$ 24,000
5.04	Guts, bladders and stomachs of animals (other than	\$ 2,748,000	50%	\$ 1,374,000
5.05	Skins and other parts of birds, with their feather	\$ 269,000	100%	\$ 269,000
5.06	Bones and horn-cores, unworked, defatted, simply pr	\$ 2,000	50%	\$ 1,000
5.11	Animal products not elsewhere specified or include	\$ 138,000	50%	\$ 69,000
6.01	Bulbs, tubers, tuberous roots, corms, crowns and r	\$ 820,000	50%	\$ 410,000
6.02	Other live plants (including their roots), cutting	\$ 16,478,000	50%	\$ 8,239,000
6.03	Cut flowers and flower buds of a kind suitable for	\$ 1,131,000	100%	\$ 1,131,000
6.04	Foliage, branches and other parts of plants, witho	\$ 94,000	50%	\$ 47,000
7.01	Potatoes, fresh or chilled.	\$ 36,817,000	100%	\$ 36,817,000
7.02	Tomatoes, fresh or chilled.	\$ 5,174,000	100%	\$ 5,174,000
7.03	Onions, shallots, garlic, leeks and other alliaceo	\$ 11,113,000	100%	\$ 11,113,000
7.04	Cabbages, cauliflowers, kohlrabi, kale and similar	\$ 3,512,000	100%	\$ 3,512,000
7.05	Lettuce (Lactuca sativa) and chicory (Cichorium sp	\$ 1,310,000	100%	\$ 1,310,000
7.06	Carrots, turnips, salad beetroot, salsify, celeria	\$ 6,235,000	100%	\$ 6,235,000
7.07	Cucumbers and gherkins, fresh or chilled.	\$ 1,473,000	100%	\$ 1,473,000
7.08	Leguminous vegetables, shelled or unshelled, fresh	\$ 1,940,000	100%	\$ 1,940,000
7.09	Other vegetables, fresh or chilled.	\$ 8,280,000	100%	\$ 8,280,000
7.1	Vegetables (uncooked or cooked by steaming or boil	\$ 6,269,000	100%	\$ 6,269,000
7.11	Vegetables provisionally preserved (for example, b	\$ 587,000	100%	\$ 587,000
7.12	Dried vegetables, whole, cut, sliced, broken or in	\$ 2,968,000	100%	\$ 2,968,000
7.13	Dried leguminous vegetables, shelled, whether or n	\$ 39,158,000	100%	\$ 39,158,000
7.14	Manioc, arrowroot, salep, Jerusalem artichokes, sw	\$ 1,332,000	100%	\$ 1,332,000
8.02	Other nuts, fresh or dried, whether or not shelled	\$ 77,118,000	50%	\$ 38,559,000
8.05	Citrus fruit, fresh or dried.	\$ 1,228,000	100%	\$ 1,228,000
8.06	Grapes, fresh or dried.	\$ 2,692,000	100%	\$ 2,692,000
8.07	Melons (including watermelons) and papaws (papayas	\$ 2,107,000	100%	\$ 2,107,000
8.08	Apples, pears and quinces, fresh.	\$ 1,442,000	100%	\$ 1,442,000
8.09	Apricots, cherries, peaches (including nectarines)	\$ 748,000	100%	\$ 748,000
8.1	Other fruit, fresh.	\$ 8,087,000	50%	\$ 4,043,500
8.11	Fruit and nuts, uncooked or cooked by steaming or	\$ 912,000	50%	\$ 456,000
8.12	Fruit and nuts, provisionally preserved (for examp	\$ 1,000	50%	\$ 500
8.13	Fruit, dried, other than that of headings Nos. 08.	\$ 1,566,000	50%	\$ 783,000

HS	Description	Average Imports 10 years (2012-2021)	Suggested % of customs in real USD	Suggested Customs Amount
8.14	Peel of citrus fruit or melons (including watermel	\$ 9,000	100%	\$ 9,000
10.01	Wheat and meslin.	\$ 154,940,000	50%	\$ 77,470,000
11.01	Wheat or meslin flour.	\$ 9,944,000	50%	\$ 4,972,000
11.02	Cereal flours other than of wheat or meslin.	\$ 1,521,000	50%	\$ 760,500
11.03	Cereal groats, meal and pellets.	\$ 4,533,000	50%	\$ 2,266,500
11.04	Cereal grains otherwise worked (for example, hulle	\$ 801,000	50%	\$ 400,500
11.05	Flour, meal, powder, flakes, granules and pellets	\$ 4,449,000	100%	\$ 4,449,000
11.06	Flour, meal and powder of the dried leguminous veg	\$ 1,137,000	50%	\$ 568,500
11.08	Starches; inulin.	\$ 8,233,000	50%	\$ 4,116,500
13.02	Vegetable saps and extracts; pectic substances, pe	\$ 1,507,000	50%	\$ 753,500
14.01	Vegetable materials of a kind used primarily for p	\$ 126,000	50%	\$ 63,000
14.04	Vegetable products not elsewhere specified or incl	\$ 394,000	50%	\$ 197,000
15.02	Fats of bovine animals, sheep or goats, other than	\$ 709,000	50%	\$ 354,500
15.07	Soya-bean oil and its fractions, whether or not re	\$ 13,899,000	10%	\$ 1,389,900
15.09	Olive oil and its fractions, whether or not refine	\$ 5,498,000	100%	\$ 5,498,000
15.16	Animal or vegetable fats and oils and their fracti	\$ 8,791,000	50%	\$ 4,395,500
15.17	Margarine; edible mixtures or preparations of anim	\$ 7,054,000	50%	\$ 3,527,000
16.01	Sausages and similar products, of meat, meat offal	\$ 12,237,000	100%	\$ 12,237,000
16.02	Other prepared or preserved meat, meat offal or bl	\$ 32,082,000	50%	\$ 16,041,000
16.04	Prepared or preserved fish; caviar and caviar subs	\$ 42,545,000	50%	\$ 21,272,500
17.01	Cane or beet sugar and chemically pure sucrose, in	\$ 124,971,000	25%	\$ 31,242,750
17.04	Sugar confectionery (including white chocolate), n	\$ 24,784,000	100%	\$ 24,784,000
18.06	Chocolate and other food preparations containing c	\$ 72,570,000	100%	\$ 72,570,000
19.01	Malt extract; food preparations of flour, groats,	\$ 98,779,000	50%	\$ 49,389,500
19.02	Pasta, whether or not cooked or stuffed (with meat	\$ 32,493,000	100%	\$ 32,493,000
19.04	Prepared foods obtained by the swelling or roastin	\$ 14,243,000	100%	\$ 14,243,000
19.05	Bread, pastry, cakes, biscuits and other bakers' w	\$ 94,242,000	100%	\$ 94,242,000
20.01	Vegetables, fruit, nuts and other edible parts of	\$ 776,000	100%	\$ 776,000
20.02	Tomatoes prepared or preserved otherwise than by v	\$ 10,888,000	100%	\$ 10,888,000
20.03	Mushrooms and truffles, prepared or preserved othe	\$ 6,470,000	50%	\$ 3,235,000
20.04	Other vegetables prepared or preserved otherwise t	\$ 4,707,000	50%	\$ 2,353,500
20.05	Other vegetables prepared or preserved otherwise t	\$ 20,708,000	50%	\$ 10,354,000
20.06	Vegetables, fruit, nuts, fruit-peel and other part	\$ 831,000	50%	\$ 415,500
20.07	Jams, fruit jellies, marmalades, fruit or nut puré	\$ 9,783,000	100%	\$ 9,783,000
20.08	Fruit, nuts and other edible parts of plants, othe	\$ 11,732,000	50%	\$ 5,866,000
20.09	Fruit juices (including grape must) and vegetable	\$ 9,071,000	100%	\$ 9,071,000
21.01	Extracts, essences and concentrates, of coffee, te	\$ 46,099,000	50%	\$ 23,049,500
21.03	Sauces and preparations therefor; mixed condiments	\$ 25,772,000	100%	\$ 25,772,000
21.04	Soups and broths and preparations therefor; homoge	\$ 9,293,000	100%	\$ 9,293,000
21.05	Ice cream and other edible ice, whether or not con	\$ 3,652,000	100%	\$ 3,652,000
21.06	Food preparations not elsewhere specified or inclu	\$ 100,852,000	50%	\$ 50,426,000
22.01	Waters, including natural or artificial mineral wa	\$ 3,650,000	100%	\$ 3,650,000
22.02	Waters, including mineral waters and aerated water	\$ 25,332,000	100%	\$ 25,332,000
22.03	Beer made from malt.	\$ 9,687,000	100%	\$ 9,687,000
22.04	Wine of fresh grapes, including fortified wines; g	\$ 11,160,000	100%	\$ 11,160,000
22.05	Vermouth and other wine of fresh grapes flavoured	\$ 153,000	100%	\$ 153,000
22.06	Other fermented beverages (for example, cider, per	\$ 55,000	100%	\$ 55,000
22.07	Undenatured ethyl alcohol of an alcoholic strength	\$ 4,468,000	50%	\$ 2,234,000
22.08	Undenatured ethyl alcohol of an alcoholic strength	\$ 54,922,000	50%	\$ 27,461,000
22.09	Vinegar and substitutes for vinegar obtained from	\$ 745,000	100%	\$ 745,000
23.01	Flours, meals and pellets, of meat or meat offal,	\$ 1,106,000	100%	\$ 1,106,000
23.02	Bran, sharps and other residues, whether or not in	\$ 33,000	100%	\$ 33,000
23.03	Residues of starch manufacture and s imilar residu	\$ 3,608,000	100%	\$ 3,608,000
23.04	Oil-cake and other solid residues, whether or not	\$ 75,539,000	100%	\$ 75,539,000
23.06	Oil-cake and other solid residues, whether or not	\$ 6,444,000	100%	\$ 6,444,000
23.08	Vegetable materials and vegetable waste, vegetable	\$ 1,088,000	100%	\$ 1,088,000
24.01	Unmanufactured tobacco; tobacco refuse.	\$ 15,660,000	100%	\$ 15,660,000

HS	Description	Average Imports 10 years (2012-2021)	Suggested % of customs in real USD	Suggested Customs Amount
24.02	Cigars, cheroots, cigarillos and cigarettes, of to	\$ 130,543,000	100%	\$ 130,543,000
24.03	Other manufactured tobacco and manufactured tobacc	\$ 31,822,000	100%	\$ 31,822,000
25.01	Salt (including table salt and denatured salt) and	\$ 3,061,000	100%	\$ 3,061,000
25.05	Natural sands of all kinds, whether or not colore	\$ 802,000	50%	\$ 401,000
25.06	Quartz (other than natural sands); quartzite, whet	\$ 84,000	50%	\$ 42,000
25.07	Kaolin and other kaolinic clays, whether or not ca	\$ 2,067,000	50%	\$ 1,033,500
25.08	Other clays (not including expanded clays of headi	\$ 588,000	50%	\$ 294,000
25.09	Chalk.	\$ 2,956,000	50%	\$ 1,478,000
25.15	Marble, travertine, ecaussine and other calcareous	\$ 17,153,000	50%	\$ 8,576,500
25.16	Granite, porphyry, basalt, sandstone and other mon	\$ 1,335,000	50%	\$ 667,500
25.17	Pebbles, gravel, broken or crushed stone, of a kin	\$ 622,000	50%	\$ 311,000
25.2	Gypsum; anhydrite; plasters (consisting of calcine	\$ 4,067,000	50%	\$ 2,033,500
25.21	Limestone flux; limestone and other calcareous sto	\$ 6,000	100%	\$ 6,000
25.22	Quicklime, slaked lime and hydraulic lime, other t	\$ 306,000	50%	\$ 153,000
25.23	Portland cement, aluminous cement, slag cement, su	\$ 831,000	100%	\$ 831,000
25.24	Asbestos.	\$ 4,000	100%	\$ 4,000
25.25	Mica, including splittings; mica waste.	\$ 36,000	50%	\$ 18,000
25.26	Natural steatite, whether or not roughly trimmed o	\$ 745,000	50%	\$ 372,500
29.41	Antibiotics.	\$ 1,279,000	50%	\$ 639,500
30.03	Medicaments (excluding goods of heading No. 30.02,	\$ 2,625,000	50%	\$ 1,312,500
30.04	Medicaments (excluding goods of heading 30.02, 30.	\$ 871,813,000	50%	\$ 435,906,500
30.05	Wadding, gauze, bandages and similar articles (for	\$ 7,634,000	50%	\$ 3,817,000
30.06	Pharmaceutical goods specified in Note 4 to this C	\$ 12,589,000	50%	\$ 6,294,500
31.01	Animal or vegetable fertilisers, whether or not mi	\$ 3,241,000	100%	\$ 3,241,000
32.08	Paints and varnishes (including enamels and lacque	\$ 8,777,000	100%	\$ 8,777,000
32.09	Paints and varnishes (including enamels and lacque	\$ 3,828,000	100%	\$ 3,828,000
32.1	Other paints and varnishes (including enamels, lac	\$ 438,000	100%	\$ 438,000
33.03	Perfumes and toilet waters.	\$ 36,438,000	100%	\$ 36,438,000
33.04	Beauty or make-up preparations and preparations fo	\$ 57,081,000	100%	\$ 57,081,000
33.05	Preparations for use on the hair.	\$ 48,545,000	100%	\$ 48,545,000
33.07	Pre-shave, shaving or after-shave preparations, pe	\$ 20,105,000	100%	\$ 20,105,000
34.01	Soap; organic surface-active products and preparat	\$ 27,207,000	100%	\$ 27,207,000
34.02	Organic surface-active agents (other than soap); s	\$ 74,098,000	50%	\$ 37,049,000
34.03	Lubricating preparations (including cutting-oil pr	\$ 11,070,000	25%	\$ 2,767,500
34.06	Candles, tapers and the like.	\$ 3,543,000	100%	\$ 3,543,000
34.07	Modelling pastes, including those put up for child	\$ 2,230,000	100%	\$ 2,230,000
36.04	Fireworks, signalling flares, rain rockets, fog si	\$ 2,361,000	100%	\$ 2,361,000
36.05	Matches, other than pyrotechnic articles of headin	\$ 144,000	100%	\$ 144,000
39.17	Tubes, pipes and hoses, and fittings therefor (for	\$ 33,679,000	50%	\$ 16,839,500
39.22	Baths, shower-baths, sinks, wash-basins, bidets, l	\$ 9,282,000	50%	\$ 4,641,000
39.24	Tableware, kitchenware, other household articles a	\$ 29,612,000	50%	\$ 14,806,000
40.15	Articles of apparel and clothing accessories (incl	\$ 12,494,000	50%	\$ 6,247,000
42.02	Trunks, suit-cases, vanity-cases, executive-cases,	\$ 48,624,000	50%	\$ 24,312,000
43.03	Articles of apparel, clothing accessories and othe	\$ 1,950,000	50%	\$ 975,000
44.02	Wood charcoal (including shell or nut charcoal), w	\$ 22,662,000	50%	\$ 11,331,000
48.18	Toilet paper and similar paper, cellulose wadding	\$ 14,801,000	100%	\$ 14,801,000
48.19	Cartons, boxes, cases, bags and other packing cont	\$ 12,104,000	100%	\$ 12,104,000
48.2	Registers, account books, note books, order books,	\$ 2,916,000	100%	\$ 2,916,000
48.21	Paper or paperboard lables of all kinds, whether o	\$ 2,423,000	100%	\$ 2,423,000
48.22	Bobbins, spools, cops and similar supports of pape	\$ 503,000	100%	\$ 503,000
48.23	Other paper, paperboard, cellulose wadding and web	\$ 5,843,000	100%	\$ 5,843,000
49.01	Printed books, brochures, leaflets and similar pri	\$ 34,588,000	25%	\$ 8,647,000
49.07	Unused postage, revenue or similar stamps of curre	\$ 7,582,000	50%	\$ 3,791,000
49.11	Other printed matter, including printed pictures a	\$ 6,281,000	50%	\$ 3,140,500
50.07	Woven fabrics of silk or of silk waste.	\$ 2,843,000	50%	\$ 1,421,500
51.11	Woven fabrics of carded wool or of carded fine ani	\$ 327,000	50%	\$ 163,500
51.12	Woven fabrics of combed wool or of combed fine ani	\$ 1,855,000	50%	\$ 927,500



HS	Description	Average Imports 10 years (2012-2021)	Suggested % of customs in real USD	Suggested Customs Amount
51.13	Woven fabrics of coarse animal hair or of horsehai	\$ 10,000	50%	\$ 5,000
52.08	Woven fabrics of cotton, containing 85 % or more b	\$ 4,656,000	50%	\$ 2,328,000
52.09	Woven fabrics of cotton, containing 85 % or more b	\$ 3,190,000	50%	\$ 1,595,000
52.1	Woven fabrics of cotton, containing less than 85 %	\$ 1,378,000	50%	\$ 689,000
52.11	Woven fabrics of cotton, containing less than 85 %	\$ 2,417,000	50%	\$ 1,208,500
52.12	Other woven fabrics of cotton.	\$ 948,000	50%	\$ 474,000
53.09	Woven fabrics of flax.	\$ 1,092,000	50%	\$ 546,000
53.1	Woven fabrics of jute or of other textile bast fib	\$ 500,000	50%	\$ 250,000
53.11	Woven fabrics of other vegetable textile fibres; w	\$ 34,000	50%	\$ 17,000
54.01	Sewing thread of man-made filaments, whether or no	\$ 530,000	50%	\$ 265,000
54.02	Synthetic filament yarn (other than sewing thread)	\$ 4,293,000	50%	\$ 2,146,500
54.03	Artificial filament yarn (other than sewing thread	\$ 437,000	50%	\$ 218,500
54.04	Synthetic monofilament of 67 decitex or more and o	\$ 636,000	50%	\$ 318,000
54.06	Man-made filament yarn (other than sewing thread),	\$ 147,000	50%	\$ 73,500
54.07	Woven fabrics of synthetic filament yarn, includin	\$ 19,109,000	50%	\$ 9,554,500
54.08	Woven fabrics of artificial filament yarn, includi	\$ 1,730,000	50%	\$ 865,000
55.12	Woven fabrics of synthetic staple fibres, containi	\$ 5,504,000	50%	\$ 2,752,000
55.13	Woven fabrics of synthetic staple fibres, containi	\$ 7,345,000	50%	\$ 3,672,500
55.14	Woven fabrics of synthetic staple fibres, containi	\$ 9,649,000	50%	\$ 4,824,500
55.15	Other woven fabrics of synthetic staple fibres.	\$ 8,274,000	50%	\$ 4,137,000
55.16	Woven fabrics of artificial staple fibres.	\$ 2,852,000	50%	\$ 1,426,000
57.01	Carpets and other textile floor coverings, knotted	\$ 5,645,000	50%	\$ 2,822,500
57.02	Carpets and other textile floor coverings, woven,	\$ 5,163,000	50%	\$ 2,581,500
57.03	Carpets and other textile floor coverings, tufted,	\$ 9,000,000	50%	\$ 4,500,000
57.04	Carpets and other textile floor coverings, of felt	\$ 560,000	50%	\$ 280,000
57.05	Other carpets and other textile floor coverings, w	\$ 3,611,000	50%	\$ 1,805,500
58.01	Woven pile fabrics and chenille fabrics, other tha	\$ 9,112,000	50%	\$ 4,556,000
58.02	Terry towelling and similar woven terry fabrics, o	\$ 963,000	50%	\$ 481,500
58.06	Narrow woven fabrics, other than goods of heading	\$ 2,099,000	50%	\$ 1,049,500
58.07	Labels, badges and similar articles of textile mat	\$ 160,000	50%	\$ 80,000
58.08	Braids in the piece; ornamental trimmings in the p	\$ 441,000	50%	\$ 220,500
58.09	Woven fabrics of metal thread and woven fabrics of	\$ 12,000	50%	\$ 6,000
58.1	Embroidery in the piece, in strips or in motifs.	\$ 5,257,000	50%	\$ 2,628,500
58.11	Quilted textile products in the piece, composed of	\$ 162,000	50%	\$ 81,000
59.03	Textile fabrics impregnated, coated, covered or la	\$ 8,111,000	50%	\$ 4,055,500
60.02	Knitted or crocheted fabrics of a width not exceed	\$ 99,000	50%	\$ 49,500
60.03	Knitted or crocheted fabrics of a width not exceed	\$ 543,000	50%	\$ 271,500
60.04	Knitted or crocheted fabrics of a width exceeding	\$ 4,376,000	50%	\$ 2,188,000
60.05	Warp knit fabrics (including those made on galloon	\$ 1,205,000	50%	\$ 602,500
60.06	Other knitted or crocheted fabrics.	\$ 14,195,000	50%	\$ 7,097,500
61.01	Men's or boys' overcoats, car-coats, capes, cloaks	\$ 1,173,000	50%	\$ 586,500
61.02	Women's or girls' overcoats, car-coats, capes, clo	\$ 1,373,000	50%	\$ 686,500
61.03	Men's or boys' suits, ensembles, jackets, blazers,	\$ 13,682,000	50%	\$ 6,841,000
61.04	Women's or girls' suits, ensembles, jackets, blaze	\$ 16,439,000	50%	\$ 8,219,500
61.05	Men's or boys' shirts, knitted or crocheted.	\$ 6,348,000	50%	\$ 3,174,000
61.06	Women's or girls' blouses, shirts and shirt-blouse	\$ 6,287,000	50%	\$ 3,143,500
61.07	Men's or boys' underpants, briefs, nightshirts, py	\$ 4,234,000	50%	\$ 2,117,000
61.08	Women's or girls' slips, petticoats, briefs, panty	\$ 9,602,000	50%	\$ 4,801,000
61.09	T-shirts, singlets and other vests, knitted or cro	\$ 32,210,000	50%	\$ 16,105,000
61.1	Jerseys, pullovers, cardigans, waist-coats and sim	\$ 48,750,000	50%	\$ 24,375,000
61.11	Babies' garments and clothing accessories, knitted	\$ 8,311,000	50%	\$ 4,155,500
61.12	Track suits, ski suits and swimwear, knitted or cr	\$ 5,426,000	50%	\$ 2,713,000
61.13	Garments, made up of knitted or crocheted fabrics	\$ 170,000	50%	\$ 85,000
61.14	Other garments, knitted or crocheted.	\$ 8,769,000	50%	\$ 4,384,500
61.16	Gloves, mittens and mitts, knitted or crocheted.	\$ 664,000	50%	\$ 332,000
61.17	Other made up clothing accessories, knitted or cro	\$ 2,367,000	50%	\$ 1,183,500
62.01	Men's or boys' overcoats, car-coats, capes, cloaks	\$ 5,783,000	50%	\$ 2,891,500

HS	Description	Average Imports 10 years (2012-2021)	Suggested % of customs in real USD	Suggested Customs Amount
62.02	Women's or girls' overcoats, car-coats, capes, clo	\$ 10,354,000	50%	\$ 5,177,000
62.03	Men's or boys' suits, ensembles, jackets, blazers,	\$ 30,885,000	50%	\$ 15,442,500
62.04	Women's or girls' suits, ensembles, jackets, blaze	\$ 108,884,000	50%	\$ 54,442,000
62.05	Men's or boys' shirts.	\$ 12,652,000	50%	\$ 6,326,000
62.06	Women's or girls' blouses, shirts and shirt-blouse	\$ 33,150,000	50%	\$ 16,575,000
62.07	Men's or boys' singlets and other vests, underpant	\$ 1,071,000	50%	\$ 535,500
62.08	Women's or girls' singlets and other vests, slips,	\$ 2,779,000	50%	\$ 1,389,500
62.09	Babies' garments and clothing accessories.	\$ 9,960,000	50%	\$ 4,980,000
62.1	Garments, made up of fabrics of heading No. 56.02,	\$ 6,731,000	50%	\$ 3,365,500
62.11	Track suits, ski suits and swimwear; other garment	\$ 14,479,000	50%	\$ 7,239,500
62.12	Brassières, girdles, corsets, braces, suspenders,	\$ 8,161,000	50%	\$ 4,080,500
62.13	Handkerchiefs.	\$ 86,000	50%	\$ 43,000
62.14	Shawls, scarves, mufflers, mantillas, veils and th	\$ 5,216,000	50%	\$ 2,608,000
62.15	Ties, bow ties and cravats.	\$ 2,021,000	50%	\$ 1,010,500
62.16	Gloves, mittens and mitts.	\$ 557,000	50%	\$ 278,500
62.17	Other made up clothing accessories; parts of game	\$ 1,151,000	50%	\$ 575,500
63.01	Blankets and travelling rugs.	\$ 1,856,000	50%	\$ 928,000
63.02	Bed linen, table linen, toilet linen and kitchen l	\$ 10,685,000	50%	\$ 5,342,500
63.03	Curtains (including drapes) and interior binds; cu	\$ 816,000	50%	\$ 408,000
63.04	Other furnishing articles, excluding those of head	\$ 963,000	50%	\$ 481,500
63.05	Sacks and bags, of a kind used for the packing of	\$ 4,657,000	50%	\$ 2,328,500
63.06	Tarpaulins, awnings and sunblinds; tents; sails fo	\$ 1,770,000	50%	\$ 885,000
63.07	Other made up articles, including dress patterns.	\$ 9,995,000	50%	\$ 4,997,500
63.08	Sets consisting of woven fabric and yarn, whether	\$ 19,000	50%	\$ 9,500
63.09	Worn clothing and other worn articles.	\$ 16,164,000	50%	\$ 8,082,000
63.1	Used or new rags, scrap twine, cordage, rope and c	\$ 22,000	50%	\$ 11,000
64.01	Waterproof footwear with outer soles and uppers of	\$ 1,627,000	50%	\$ 813,500
64.02	Other footwear with outer soles and uppers of rubb	\$ 23,598,000	50%	\$ 11,799,000
64.03	Footwear with outer soles of rubber, plastics, lea	\$ 67,076,000	50%	\$ 33,538,000
64.04	Footwear with outer soles of rubber, plastics, lea	\$ 18,040,000	50%	\$ 9,020,000
64.05	Other footwear.	\$ 3,225,000	50%	\$ 1,612,500
64.06	Parts of footwear (including uppers whether or not	\$ 2,648,000	50%	\$ 1,324,000
65.01	Hat-forms, hat bodies and hoods of felt, neither b	\$ 14,000	50%	\$ 7,000
65.02	Hat-shapes, plaited or made by assembling strips o	\$ 3,000	50%	\$ 1,500
65.04	Hats and other headgear, plaited or made by assemb	\$ 566,000	50%	\$ 283,000
65.05	Hats and other headgear, knitted or crocheted, or	\$ 2,070,000	50%	\$ 1,035,000
65.06	Other headgear, whether or not lined or trimmed.	\$ 2,066,000	50%	\$ 1,033,000
65.07	Head-bands, linings, covers, hat foundations, hat	\$ 12,000	50%	\$ 6,000
66.01	Umbrellas and sun umbrellas (including walking-sti	\$ 2,381,000	50%	\$ 1,190,500
66.02	Walking-sticks, seat-sticks, whips, riding-crops a	\$ 220,000	50%	\$ 110,000
66.03	Parts, trimmings and accessories of articles of he	\$ 21,000	50%	\$ 10,500
67.01	Skins and other parts of birds with their feathers	\$ 129,000	100%	\$ 129,000
67.02	Artificial flowers, foliage and fruit and parts th	\$ 2,229,000	50%	\$ 1,114,500
67.04	Wigs, false beards, eyebrows and eyelashes, switch	\$ 1,110,000	50%	\$ 555,000
68.02	Worked monumental or building stone (except slate)	\$ 57,049,000	50%	\$ 28,524,500
68.03	Worked slate and articles of slate or of agglomera	\$ 375,000	50%	\$ 187,500
68.08	Panels, boards, tiles, blocks and similar articles	\$ 344,000	50%	\$ 172,000
68.1	Articles of cement, of concrete or of artificial s	\$ 4,990,000	50%	\$ 2,495,000
68.11	Articles of asbestos-cement, of cellulose fibre-ce	\$ 888,000	50%	\$ 444,000
68.12	Fabricated asbestos fibres; mixtures with a basis	\$ 28,000	50%	\$ 14,000
68.13	Friction material and articles thereof (for exampl	\$ 449,000	50%	\$ 224,500
68.15	Articles of stone or of other mineral substances (	\$ 592,000	50%	\$ 296,000
69.01	Bricks, blocks, tiles and other ceramic goods of s	\$ 9,000	50%	\$ 4,500
69.02	Refractory bricks, blocks, tiles and similar refra	\$ 2,345,000	50%	\$ 1,172,500
69.03	Other refractory ceramic goods (for example, retor	\$ 261,000	50%	\$ 130,500
69.04	Ceramic building bricks, flooring blocks, support	\$ 667,000	50%	\$ 333,500
69.05	Roofing tiles, chimney-pots, cowls, chimney liners	\$ 15,055,000	50%	\$ 7,527,500

HS	Description	Average Imports 10 years (2012-2021)	Suggested % of customs in real USD	Suggested Customs Amount
69.06	Ceramic pipes, conduits, guttering and pipe fittin	\$ 46,000	50%	\$ 23,000
69.07	Unglazed ceramic flags and paving, hearth or wall	\$ 60,146,000	50%	\$ 30,073,000
69.08	Glazed ceramic flags and paving, hearth or wall ti	\$ 70,743,000	50%	\$ 35,371,500
69.09	Ceramic wares for laboratory, chemical or other te	\$ 206,000	50%	\$ 103,000
69.1	Ceramic sinks, wash basins, wash basin pedestals,	\$ 14,537,000	50%	\$ 7,268,500
69.11	Tableware, kitchenware, other household articles a	\$ 14,764,000	50%	\$ 7,382,000
69.12	Ceramic tableware, kitchenware, other household ar	\$ 2,348,000	50%	\$ 1,174,000
69.13	Statuettes and other ornamental ceramic articles.	\$ 2,611,000	50%	\$ 1,305,500
69.14	Other ceramic articles.	\$ 258,000	50%	\$ 129,000
71.13	Articles of jewellery and parts thereof, of precio	\$ 71,010,000	50%	\$ 35,505,000
71.14	Articles of goldsmiths' or silversmiths' wares and	\$ 410,000	50%	\$ 205,000
71.17	Imitation jewellery.	\$ 11,104,000	50%	\$ 5,552,000
73.09	Reservoirs, tanks, vats and similar containers for	\$ 1,977,000	50%	\$ 988,500
73.1	Tanks, casks, drums, cans, boxes and similar conta	\$ 13,248,000	50%	\$ 6,624,000
73.23	Table, kitchen or other household articles and par	\$ 18,999,000	50%	\$ 9,499,500
73.25	Other cast articles of iron or steel.	\$ 3,926,000	50%	\$ 1,963,000
73.26	Other articles of iron or steel.	\$ 13,546,000	50%	\$ 6,773,000
74.18	Table, kitchen or other household articles and par	\$ 953,000	50%	\$ 476,500
74.19	Other articles of copper.	\$ 641,000	50%	\$ 320,500
76.04	Aluminium bars, rods and profiles.	\$ 34,038,000	50%	\$ 17,019,000
76.05	Aluminium wire.	\$ 9,293,000	50%	\$ 4,646,500
76.06	Aluminium plates, sheets and strip, of a thickness	\$ 16,170,000	50%	\$ 8,085,000
76.07	Aluminium foil (whether or not printed or backed w	\$ 9,622,000	50%	\$ 4,811,000
76.08	Aluminium tubes and pipes.	\$ 1,120,000	50%	\$ 560,000
76.09	Aluminium tube or pipe fittings (for example, coup	\$ 108,000	50%	\$ 54,000
76.11	Aluminium reservoirs, tanks, vats and similar cont	\$ 61,000	50%	\$ 30,500
76.12	Aluminium casks, drums, cans, boxes and similar co	\$ 31,416,000	50%	\$ 15,708,000
76.13	Aluminium containers for compressed or liquefied g	\$ 141,000	50%	\$ 70,500
76.14	Stranded wire, cables, plaited bands and the like,	\$ 1,325,000	50%	\$ 662,500
76.15	Table, kitchen or other household articles and par	\$ 14,690,000	50%	\$ 7,345,000
76.16	Other articles of aluminium.	\$ 5,367,000	50%	\$ 2,683,500
81.13	Cermets and articles thereof, including waste and	\$ 17,000	100%	\$ 17,000
82.01	Hand tools, the following : spades, shovels, matto	\$ 849,000	50%	\$ 424,500
82.15	Spoons, forks, ladles, skimmers, cake-servers, fis	\$ 4,483,000	50%	\$ 2,241,500
83.04	Filing cabinets, card-index cabinets, paper trays,	\$ 85,000	50%	\$ 42,500
83.05	Fittings for loose-leaf binders or files, letter c	\$ 1,467,000	50%	\$ 733,500
84.02	Steam or other vapour generating boilers (other th	\$ 4,443,000	50%	\$ 2,221,500
84.18	Refrigerators, freezers and other refrigerating or	\$ 64,558,000	50%	\$ 32,279,000
87.03	Motor cars and other motor vehicles	\$ 1,064,859,000	100%	\$ 1,064,859,000
87.11	Motorcycles (including mopeds) and cycles fitted w	\$ 27,479,000	100%	\$ 27,479,000
89.03	Yachts and other vessels for pleasure or sports; r	\$ 17,866,000	100%	\$ 17,866,000
91.01	Wrist-watches, pocket-watches and other watches, i	\$ 11,262,000	100%	\$ 11,262,000
91.02	Wrist-watches, pocket-watches and other watches, i	\$ 27,801,000	100%	\$ 27,801,000
91.03	Clocks with watch movements, excluding clocks of h	\$ 69,000	100%	\$ 69,000
93.02	Revolvers and pistols, other than those of heading	\$ 368,000	100%	\$ 368,000
93.03	Other firearms and similar devices which operate b	\$ 10,536,000	100%	\$ 10,536,000
93.04	Other arms (for example, spring, air or gas guns a	\$ 645,000	100%	\$ 645,000
93.05	Parts and accessories of articles of headings Nos.	\$ 317,000	100%	\$ 317,000
94.06	Prefabricated buildings.	\$ 2,891,000	100%	\$ 2,891,000
95.03	Tricycles, scooters, pedal cars and similar wheele	\$ 38,701,000	100%	\$ 38,701,000
95.04	Video game consoles and machines, articles for fun	\$ 8,416,000	100%	\$ 8,416,000
95.05	Festive, carnival or other entertainment articles,	\$ 6,880,000	100%	\$ 6,880,000
95.06	Articles and equipment for general physical exerci	\$ 16,843,000	50%	\$ 8,421,500
95.08	Roundabouts, swings, shooting galleries and other	\$ 1,331,000	100%	\$ 1,331,000
96.01	Worked ivory, bone, tortoise-shell, horn, antlers,	\$ 67,000	50%	\$ 33,500
96.02	Worked vegetable or mineral carving material and a	\$ 520,000	50%	\$ 260,000
96.03	Brooms, brushes (including brushes constituting pa	\$ 11,020,000	50%	\$ 5,510,000

HS	Description	Average Imports 10 years (2012-2021)	Suggested % of customs in real USD	Suggested Customs Amount
96.04	Hand sieves and hand riddles.	\$ 58,000	50%	\$ 29,000
96.05	Travel sets for personal toilet, sewing or shoe or	\$ 258,000	50%	\$ 129,000
96.14	Smoking pipes (including pipe bowls) and cigar or	\$ 3,201,000	100%	\$ 3,201,000
96.15	Combs, hair-slides and the like; hairpins, curling	\$ 2,215,000	50%	\$ 1,107,500
96.16	Scent sprays and similar toilet sprays, and mounts	\$ 1,399,000	50%	\$ 699,500
96.17	Vacuum flasks and other vacuum vessels, complete w	\$ 731,000	50%	\$ 365,500
96.18	Tailors' dummies and other lay figures; automata a	\$ 1,191,000	50%	\$ 595,500
96.19	not translated	\$ 45,648,000	50%	\$ 22,824,000
96.2	not translated	\$ 18,000	50%	\$ 9,000
97.01	Paintings, drawings and pastels, executed entirely	\$ 8,966,000	50%	\$ 4,483,000
97.02	Original engravings, prints and lithographs.	\$ 86,000	50%	\$ 43,000
97.03	Original sculptures and statuary, in any material.	\$ 2,920,000	50%	\$ 1,460,000
97.05	Collections and collectors' pieces of zoological,	\$ 164,000	50%	\$ 82,000
97.06	Furniture and parts thereof	\$ 101,000	100%	\$ 101,000
98.01	Used furniture and household appliances and person	\$ 9,576,000	100%	\$ 9,576,000
98.03	Samples of no commercial value.	\$ 1,683,000	100%	\$ 1,683,000
98.04	Occasional giftsand personal dispatches.	\$ 7,000	50%	\$ 3,500
<b>Total</b>		<b>\$ 6,595,918,000</b>		<b>\$ 4,434,783,150</b>

Average total Imports	\$ 19,109,134,000
Total Imports that should be subject to customs	\$ 6,595,918,000
Suggested Customs Amount	\$ 4,434,783,150
<b>The percentage that the customs can cover from the total imports:</b>	<b>23%</b>



**Thank you,**

*Mr. Fray*